

The Sabinet logo features the word "Sabinet" in a bold, sans-serif font. A red triangle is positioned above the letter 'i', and a red horizontal line is positioned below the letters 'net'.

Sabinet

Facilitating access to information

The cover features a dark grey background with a network of white nodes and lines. On the left side, there is a vertical column of white icons representing various digital concepts: a magnifying glass, a document, a location pin, a power button, a lightbulb, a cloud with a download arrow, and a battery. A large, solid red diagonal shape cuts across the bottom left corner of the page.

Sabinet Discover
NetLaw User Guide

Contents

Searching over an Act and its Regulations	3
Visualised Linked Content	6
Getting to an Act quickly	7
Removing of Yellow and Grey Highlighting when printing	8

Searching over an Act and its Regulations

Step 1: Start by selecting **National Legislation (NetLaw)** from the Product drop-down list.

Step 2: Click **Search** without entering a search term.

The screenshot shows the Sabinet Discover homepage. At the top, there is a navigation bar with the Sabinet logo and links for Help / Support, Sabinet Website, SabinetLaw, Sabinet African Journals, Policy Commons, and Afriverse Access. On the right, there are links for Cart and Sign in. The main header features the text "Sabinet Discover" and "Harnessing the power of technology, content and service". Below this is a search bar with a "Product" dropdown menu set to "All Content" and a "Search Term" input field. A red arrow points to the "Search" button. Another red arrow points to the "National Legislation (NetLaw) (4627)" option in the dropdown menu. Below the search bar, there is a welcome message: "Welcome to the ultimate resource platform to navigate the African information landscape with confidence." and a paragraph stating: "Sabinet is a respected leader at the intersection of information and technology, integrating content, technology and service to provide easy, round-the-clock access to credible online information from and about Africa."

Step 3: Scroll down to the 'Acts and their Regulations' filter located on the left-hand-side and either search for the Act in the search bar at the top of the filter or scroll down in the filter to the correct Act.

The screenshot shows the search results page for National Legislation (NetLaw). The top navigation bar includes the "National Legislation (NetLaw)" dropdown, a search bar, and "Search" and "Advanced Search" buttons. Below the navigation bar, there are tabs for "What's New", "Index Archive", "List of Acts", and "Court Forms". On the left side, there is a "Search Subjects" section with a search bar and a list of subjects. Below this is the "Acts and their Regulations" section, which is highlighted with a red arrow. This section has a search bar and a list of acts. The main content area displays a list of regulations, each with a title, document type, and various metadata fields. The first regulation is "Maximum retail price for liquefied petroleum gas - GN R1467/2021". The second is "Regulations in respect of the single maximum national retail price of illuminating paraffin - GN R1466/2021". The third is "Incidences of non-compliance by a person in terms of section 210 (2) of the Act that are subject to a fixed amount penalty in accordance with section 210 and 211 of the Act - GN 1461/2021". The fourth is "Declaration of land situated in Western Cape as part of the existing Bontebok National Park - GN 1064/2021".

Step 4: Select the Act to view with its related Regulations.

Step 5: You can also go to **Advanced Search** to refine your search within your search results.

Click to access **Search Tips and Guidance** user guide for guidance on how to search.

Linked Content

Under each Act you will see a new section called **Linked Content**. **Linked Content** replaces our previous Act Index page. Our product specialist team identifies this content as relevant content to a specific Act.

- **Draft Regulation/Draft Documents** – This is a list of all proposed legislation which has been published in the Government Gazette and is related to proposed amendments to this specific Act.
- **Regulations** – These are all the Regulations published in terms of the specific Act. The Regulation are now indicated as Notes which can be sorted accordingly Previously they were divided into sections.
- **Other Notices/Additional Notices** – These are items such as Commencement Notices and Orphaned Regulations. **Note: Orphaned Regulations are those regulations that actually form part of another Act which has been repealed but the actual regulations are still in force.**
- **Amendment Notices** – These are all Amendment Notices for a specific Act and they link to the Government Gazette Notices.
- **Original Document as published in the Government Gazette** – This is the first version of the Act as published in the Gazette.
- **Notice in Terms of Act** – These are all the Notices in terms of a specific Act. This is a new grouping and you would need to be subscribed to Government Gazettes to access these documents.
- **Documents Related to this Act (Judgments)** – All Judgments related to a specific Act.

Once you know what linked content you are looking for click on the arrows to expand the content available. All content is sorted by *Latest Information* first.

The screenshot displays the 'Border Management Authority Act 2 of 2020' page. The 'Linked Content' section is expanded, showing three categories: 'Other Notices / Additional Notices', 'Original Document as published in the Government Gazette', and 'Notices in Terms of this Act'. A red arrow points to the downward arrow of the 'Other Notices / Additional Notices' dropdown menu.

Title	
Act Title	Border Management Authority Act 2 of 2020
Act Number	2_2020
Commencement Date	2021-01-01
Date Modified	2021-07-09
Latest Updates	Commencement of certain sections of the Act - 15 July 2021 - Proc. 22 / GG 44823 / 20210709
Long Title	To provide for the establishment, organisation, regulation, functions and control of the Border Management Authority; to provide for the appointment, terms of office, conditions of service and functions of the Com. Expand
Notice Number	799
Date	2020-07-21
Subject(s)	<ul style="list-style-type: none">• Home Affairs > Borders• Home Affairs > Legislation

Linked Content

- Other Notices / Additional Notices
- Original Document as published in the Government Gazette
- Notices in Terms of this Act

National Legislation (NetLaw) Search: Enter your search term... Search

What's New | Index Archive | List of Acts | Court Forms

Download Files

- border-management-authority-act-2-of-2020 (NaN undefined)

Related Content

- Border Management Authority Act (2/2020): Commencement of the Border Management Authority Act (2/2020) [Government Gazette Notice \(2020-12-24\)](#)
- Border Management Authority Act 2 of 2020 [National Act \(2020-07-21\)](#)
- Act No. 2 of 2020: Border Management Authority Act, 2020 [Government Gazette Notice \(2020-07-21\)](#)
- Border Management Authority Act (2/2020): Commencement of Sections 24, 25, 26 and 27 [Government Gazette Notice \(2021-07-09\)](#)
- Border Management Authority Bill [Bill \(2016-05-25\)](#)
- Act No 2 of 2020: Appropriation Act, 2020 [Provincial Gazette Notice \(2020-08-07\)](#)
- Border Management Authority Bill runs into hurdles [African News Agency \(2016-08-16\)](#)
- Border Management Authority Bill [B9B-2016]

Other Notices / Additional Notices

Documents	Date		
22: Border Management Authority Act (2/2020): Commencement of Sections 24, 25, 26 and 27	2021-07-09	44823	
41: Border Management Authority Act (2/2020): Commencement of the Border Management Authority Act (2/2020)	2020-12-24	44038	

Original Document as published in the Government Gazette

Documents	Date		
799: Act No. 2 of 2020: Border Management Authority Act, 2020	2020-07-21	43536	

Notices in Terms of this Act

Documents	Date		
5: Mpumalanga Adjustments Appropriation Act (3/2020): Provincial Revenue Fund in respect of the 2020/21 financial year	2020-10-16	3202	2_2020 <input checked="" type="checkbox"/>
48: Act No. 2 of 2020: Western Cape Appropriation Act, 2020	2020-06-30	8257	2_2020 <input type="checkbox"/>
41: Border Management Authority Act (2/2020): Commencement of the Border Management Authority Act (2/2020)	2020-12-24	44038	2_2020 <input type="checkbox"/>

Documents can be sorted alphabetically, ascending or descending, etc. by using the tools in the sub-toolbar:

Amendment Notices

Documents Date

You also have the option to search over the linked content by selecting the search icon:

Amendment Notices

Documents Date

On each dropdown you will have the options to add your selected results to your **Action List** (to add to briefcases), print the results, or email results.

Click to access [myDiscover User Guide](#) for more information on My Briefcases and myDiscover functionality.

Visualised Linked Content

This is a visual representation of the Linked Content. Therefore, instead of viewing it in a list you can view it as an interactive image. Visualised Linked Content is compiled by our expert product specialist.

Visualised Linked Content only displays the first 10 items on any given list. This is used more as a summary of the linked content.

How to access Visualised Linked Content

Step 1: Go to the **Act View** Page.

Step 2: Click on '**Visualise Linked Content**' located below the Linked Content OR Select '**Explore linked content**' in the left toolbar.

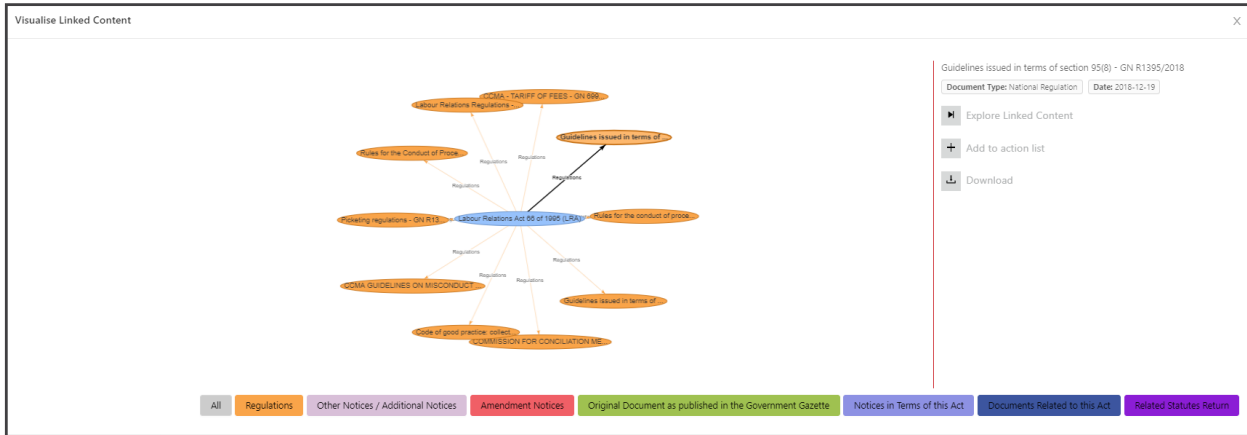
The screenshot shows the National Legislation website interface. At the top, there is a search bar with the text 'Enter your search term...' and a 'Search' button. Below the search bar, there are navigation tabs: 'What's New', 'Index Archive', 'List of Acts', and 'Court Forms'. On the left side, there is a sidebar with a 'Print Item' button, an 'Add to action list' button, a 'My Briefcases' button, and an 'Explore linked content' button. A red arrow points to the 'Explore linked content' button. Below the sidebar, there is a black box with white text that says 'Open in our new HTML online viewer >>'. In the main content area, there is a table with the following information: 'Date Modified: 2021-06-21', 'Latest Updates: Repealed by GN 538 / GG 44724 / 20210618', 'Gazette Number: 16321', 'Notice Number: 442', 'Date: 1995-03-24', 'Applicable Start Date: 1995-03-24', 'Applicable End Date: 2021-06-17', and 'Subject(s): Environment Affairs and Water > Pollution, Environment Affairs and Water > Legislation'. Below the table, there is a 'Linked Content' section with three items: 'Repeal Notice', 'Original Document as published in the Government Gazette', and 'Related Regulation Return'. A red arrow points to the 'Visualise Linked Content' button at the bottom right of the page.

The Visualised Linked Content will appear as a pop-up on your screen:

The screenshot shows a pop-up window titled 'Visualise Linked Content'. The window displays a network diagram of related legislation. The diagram consists of numerous nodes, each representing a piece of legislation, connected by lines. The nodes are color-coded and include titles such as 'Labour Relations Act 1995', 'Labour Relations Act 1997', 'Labour Relations Act 1998', 'Labour Relations Act 2000', 'Labour Relations Act 2001', 'Labour Relations Act 2002', 'Labour Relations Act 2003', 'Labour Relations Act 2004', 'Labour Relations Act 2005', 'Labour Relations Act 2006', 'Labour Relations Act 2007', 'Labour Relations Act 2008', 'Labour Relations Act 2009', 'Labour Relations Act 2010', 'Labour Relations Act 2011', 'Labour Relations Act 2012', 'Labour Relations Act 2013', 'Labour Relations Act 2014', 'Labour Relations Act 2015', 'Labour Relations Act 2016', 'Labour Relations Act 2017', 'Labour Relations Act 2018', 'Labour Relations Act 2019', 'Labour Relations Act 2020', 'Labour Relations Act 2021', 'Labour Relations Act 2022', 'Labour Relations Act 2023', 'Labour Relations Act 2024', 'Labour Relations Act 2025'. At the bottom of the window, there is a navigation bar with the following tabs: 'All', 'Regulations', 'Other Notices / Additional Notices', 'Amendment Notices', 'Original Document as published in the Government Gazette', 'Notices in Terms of this Act', 'Documents Related to this Act', and 'Related Statutes Return'.

On this screen, you can:

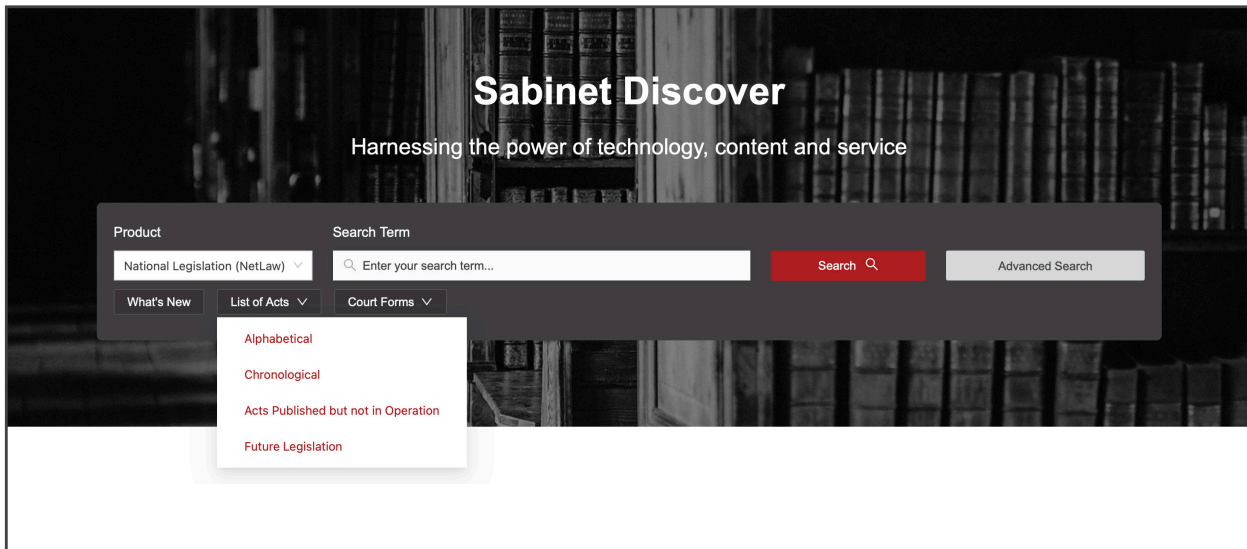
- Zoom in and out of the Visualised Linked Content.
- Reposition the Visualised Linked Content, click and drag the image.
- Refine your Visualised Linked Content by selecting any of the fields provided at the bottom of the Visualised Linked Content.
- Select a specific field to explore the linked content further, to add it to your **Action List**, or to download the related file.



Getting to an Act quickly

Step 1: Go to National Legislation (Netlaw)

Step 2: Select **List of Acts**:



Step 3: Select your preference.

- **Alphabetical** - This is an alphabetical list of all the Principal Acts that are currently in force. Select the letter the Act name starts with, scroll down the list to find the Act you need.
- **Chronological** - This is a chronological list (per decade) of all the Principal Acts (currently in force and repealed) as well as all the Amendment Acts (currently in force and repealed) published from 1909 to date. Select the decade your Act was published.
- **Acts Published but not in Operation** - Use this index to find Acts that has been published but not in operation.
- **Future Legislation** - Use this index to find Acts that have been proposed for future.

Removing of Yellow and Grey Highlighting when printing


Step 1: Select the **HTML version** of the document you want to print:



The screenshot shows a document metadata page. On the left, there are two buttons: "Add to action list" and "Explore linked content". Below them is a black button with white text that says "Open in our new HTML online viewer >>". A red arrow points from the left towards this button. To the right of the buttons is a table of metadata:

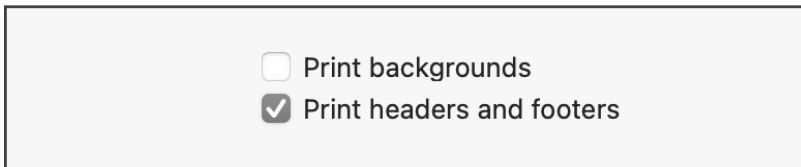
Date Modified	2022-12-21
Latest Updates	... Expand
Long Title	... Expand
Notice Number	364
Date	2006-04-18
Subject(s)	<ul style="list-style-type: none">• Communications > Electronic communications• Communications > Legislation

Step 2: Click on the **Download** icon in the HTML view of the document you want to print or save:



The screenshot shows the Sabinet website interface. At the top left is the Sabinet logo with the tagline "Facilitating access to information". To the right of the logo are navigation links: "Help / Support", "Sabinet Website", "SabinetLaw", and a menu icon. Further right are "Cart", "Action List", and "Sign in". A red arrow points to a "Download as html" button in the top navigation bar. Below the navigation bar, there are three highlighting options: "Yellow Highlighting" (Indicates the latest amendments annotated and are in force.), "Grey Highlighting" (Indicates proposed amendments which are not yet in force.), and "White Highlighting" (Indicates amendments which are not yet in force.). The main content area displays the title "ELECTRONIC COMMUNICATIONS ACT 36 OF 2005" and its details: "(English text signed by the President)", "[Assented To: 11 April 2006]", and "[Commencement Date: 19 July 2006]". On the left side, there is a table of contents with items like "1. Definitions", "2. Object of Act", etc.

Step 3: Go to your downloads and open the file in your internet browser and use the print function. (The keyboard shortcut for print is Command + P (macOS) or Ctrl+P (Windows)).



The screenshot shows a print settings dialog box with two options:

- Print backgrounds
- Print headers and footers

Step 4: In the printing settings, untick the "Print backgrounds" option and click "print". You can also use this option to save as PDF. Instead of selecting a printer choose the PDF option.



Facilitating access to information

We offer free training on all our products and services. If you have any questions or queries or would like to book your training, please contact our support team at info@sabinet.co.za or **+27 12 643 9500**.

CONTENTS

Content belongs to Sabinet. All rights reserved. Consent from Sabinet or its Authors must be obtained before copying or sharing any information contained in this guide.